

# OPEN -- Overall Stage Results

BIC11

Printed April 30, 2011 at 17:33



## Stage 1 -- Stage 1

	<b>PTS</b>	<b>TIME</b>	<b>HIT FACTOR</b>	<b>STAGE POINTS</b>	<b>STAGE PERCENT</b>	<b>COMPETITOR # Name</b>
1	59	5.98	9.8662	60.0000	100.00	22 Schraner, Remo
2	56	6.04	9.2715	56.3834	93.97	45 Catricala, Thierry
3	60	7.00	8.5714	52.1259	86.88	56 Beschart, Bruno
4	60	7.16	8.3799	50.9611	84.94	38 Burch, Hubert
5	58	7.13	8.1346	49.4697	82.45	3 Pochon, Eric
6	60	7.85	7.6433	46.4817	77.47	2 Tschachler, Andreas
7	59	8.07	7.3110	44.4610	74.10	19 Dressler, Bernd
8	58	8.22	7.0560	42.9098	71.52	5 Zanardi, Annamaria
9	59	10.56	5.5871	33.9773	56.63	1 Tschachler, Silvia
10	44	8.60	5.1163	31.1139	51.86	58 Sieber, Heinz
11	42	10.06	4.1750	25.3894	42.32	12 Schett, Robert
12	27	8.55	3.1579	19.2043	32.01	69 Bruno, Alfonsino
13	45	15.59	2.8865	17.5536	29.26	13 Mottet, Andreas
14	26	9.75	2.6667	16.2169	27.03	54 Peruccini, Marco
15	13	6.89	1.8868	11.4743	19.12	66 Cavallari, Mario

# STANDARD -- Overall Stage Results

BIC11

Printed April 30, 2011 at 17:33



## Stage 1 -- Stage 1

	<b>PTS</b>	<b>TIME</b>	<b>HIT FACTOR</b>	<b>STAGE POINTS</b>	<b>STAGE PERCENT</b>	<b>COMPETITOR # Name</b>
1	55	6.42	8.5670	60.0000	100.00	14 Stauffer, Peter
2	56	7.35	7.6190	53.3610	88.94	30 Mayer, Norbert
3	60	8.51	7.0505	49.3793	82.30	44 Gaspar, Americo
4	60	9.30	6.4516	45.1847	75.31	51 Barzasi, Franco
5	42	7.64	5.4974	38.5017	64.17	46 Roosli, Franz
6	55	10.01	5.4945	38.4815	64.14	37 Tamborenea, Gerardo
7	58	10.89	5.3260	37.3013	62.17	20 Dunkake, Christoph
8	45	8.73	5.1546	36.1012	60.17	61 Buerki, Stephan
9	43	10.78	3.9889	27.9366	46.56	67 Biasi, Flavio
10	60	16.35	3.6697	25.7014	42.84	68 Battista, Cimetti
11	30	14.57	2.0590	14.4207	24.03	47 Stadelmann, Kurt

# PRODUCTION -- Overall Stage Results

BIC11

Printed April 30, 2011 at 17:33



## Stage 1 -- Stage 1

	<b>PTS</b>	<b>TIME</b>	<b>HIT FACTOR</b>	<b>STAGE POINTS</b>	<b>STAGE PERCENT</b>	<b>COMPETITOR # Name</b>
1	60	6.47	9.2736	60.0000	100.00	70 Hubli, Pascal
2	58	6.75	8.5926	55.5941	92.66	64 Binder, Thomas
3	60	7.14	8.4034	54.3698	90.62	28 Michel, Walter
4	60	7.56	7.9365	51.3492	85.58	32 Hasler, Matthias
5	52	6.80	7.6471	49.4765	82.46	25 Ximenes, Artur
6	58	7.66	7.5718	48.9896	81.65	7 Burkhalter, Christine
7	56	7.41	7.5574	48.8961	81.49	31 Steiger, Thomas
8	58	7.74	7.4935	48.4832	80.81	49 Waldmann, Daniel
9	58	8.13	7.1341	46.1574	76.93	23 Gabriel, Erich
10	56	8.24	6.7961	43.9709	73.28	43 Fischlin, Adrian
11	58	8.67	6.6897	43.2826	72.14	55 Pitzer, Markus
12	60	10.02	5.9880	38.7425	64.57	27 Tschumi, Andreas
13	52	9.13	5.6955	36.8499	61.42	29 Maurer, Remo
14	54	9.63	5.6075	36.2804	60.47	36 Truetsch, Werner
15	52	9.45	5.5026	35.6021	59.34	8 Houghton, Patrick
16	60	11.24	5.3381	34.5374	57.56	62 Burch, Markus
17	35	6.63	5.2790	34.1554	56.93	18 Minder, Rolf
18	60	12.28	4.8860	31.6124	52.69	57 Villiger, Fredy
19	50	10.53	4.7483	30.7218	51.20	65 Pittier, Alain
20	58	12.33	4.7040	30.4347	50.72	9 Tschumi, Stefan
21	44	10.10	4.3564	28.1861	46.98	34 Rigoni, Patrick
22	58	13.46	4.3091	27.8796	46.47	41 Betschart, Christian
23	56	16.79	3.3353	21.5795	35.97	24 SerraoCesar, Luisa
24	43	13.06	3.2925	21.3025	35.50	60 Henggeler, Alex
25	26	9.42	2.7601	17.8577	29.76	63 Polli, Brice
26	11	12.31	0.8936	5.7815	9.64	42 Dittli, Michael

# MODIFIED -- Overall Stage Results

BIC11

Printed April 30, 2011 at 17:33




## Stage 1 -- Stage 1

	<b>PTS</b>	<b>TIME</b>	<b>HIT FACTOR</b>	<b>STAGE POINTS</b>	<b>STAGE PERCENT</b>	<b>COMPETITOR # Name</b>
1	58	5.88	9.8639	60.0000	100.00	4 Meier, Dominic
2	60	7.23	8.2988	50.4793	84.13	15 Bonaldo, Massimo
3	60	7.46	8.0429	48.9230	81.54	35 Telese, Enzo
4	58	7.90	7.3418	44.6582	74.43	39 Jenni, Patrick
5	25	5.78	4.3253	26.3095	43.85	50 Arendt, Benjamin

# REVOLVER (STANDARD) -- Overall Stage Results

BIC11

Printed April 30, 2011 at 17:33



## Stage 1 -- Stage 1

	<b>PTS</b>	<b>TIME</b>	<b>HIT FACTOR</b>	<b>STAGE POINTS</b>	<b>STAGE PERCENT</b>	<b>COMPETITOR # Name</b>
1	60	7.19	8.3449	60.0000	100.00	17 Derrer, Marco
2	60	8.61	6.9686	50.1045	83.51	11 Berger, Ferdinand
3	59	8.84	6.6742	47.9876	79.98	26 Zuercher, Bramwell
4	59	10.31	5.7226	41.1455	68.58	10 Burger, Marco
5	59	11.74	5.0256	36.1337	60.22	21 Schmoker, Christian
6	44	9.11	4.8299	34.7267	57.88	6 Schmocker, Ernst

# OPEN -- Overall Stage Results

BIC11

Printed April 30, 2011 at 17:33



## Stage 2 -- Stage 2

	<b>PTS</b>	<b>TIME</b>	<b>HIT FACTOR</b>	<b>STAGE POINTS</b>	<b>STAGE PERCENT</b>	<b>COMPETITOR # Name</b>
1	117	18.75	6.2400	120.0000	100.00	22 Schraner, Remo
2	116	20.14	5.7597	110.7631	92.30	3 Pochon, Eric
3	113	19.73	5.7273	110.1407	91.78	45 Catricala, Thierry
4	110	19.33	5.6906	109.4353	91.20	69 Bruno, Alfonsino
5	111	20.11	5.5196	106.1470	88.46	56 Beschart, Bruno
6	113	20.61	5.4828	105.4380	87.86	38 Burch, Hubert
7	112	22.10	5.0679	97.4591	81.22	13 Mottet, Andreas
8	118	23.31	5.0622	97.3501	81.13	12 Schett, Robert
9	120	25.07	4.7866	92.0500	76.71	66 Cavallari, Mario
10	117	24.64	4.7484	91.3149	76.10	2 Tschachler, Andreas
11	117	25.39	4.6081	88.6176	73.85	54 Peruccini, Marco
12	112	25.39	4.4112	84.8305	70.69	5 Zanardi, Annamaria
13	101	26.89	3.7560	72.2316	60.19	19 Dressler, Bernd
14	97	33.05	2.9349	56.4413	47.03	1 Tschachler, Silvia
15	117	48.00	2.4375	46.8750	39.06	58 Sieber, Heinz

# STANDARD -- Overall Stage Results

BIC11

Printed April 30, 2011 at 17:33



## Stage 2 -- Stage 2

	<b>PTS</b>	<b>TIME</b>	<b>HIT FACTOR</b>	<b>STAGE POINTS</b>	<b>STAGE PERCENT</b>	<b>COMPETITOR # Name</b>
1	108	19.79	5.4573	120.0000	100.00	14 Stauffer, Peter
2	119	25.15	4.7316	104.0429	86.70	46 Roosli, Franz
3	118	25.95	4.5472	99.9880	83.32	30 Mayer, Norbert
4	118	29.24	4.0356	88.7377	73.95	51 Barzasi, Franco
5	118	29.63	3.9825	87.5697	72.97	37 Tamborenea, Gerardo
6	92	24.14	3.8111	83.8019	69.83	44 Gaspar, Americo
7	118	33.97	3.4737	76.3818	63.65	20 Dunkake, Christoph
8	95	38.40	2.4740	54.3996	45.33	68 Battista, Cimetti
9	110	44.80	2.4554	53.9906	44.99	67 Biasi, Flavio
10	96	43.65	2.1993	48.3604	40.30	47 Stadelmann, Kurt
11	38	27.64	1.3748	30.2307	25.19	61 Buerki, Stephan

# PRODUCTION -- Overall Stage Results

BIC11

Printed April 30, 2011 at 17:33



## Stage 2 -- Stage 2

	<b>PTS</b>	<b>TIME</b>	<b>HIT FACTOR</b>	<b>STAGE POINTS</b>	<b>STAGE PERCENT</b>	<b>COMPETITOR # Name</b>
1	116	21.55	5.3828	120.0000	100.00	49 Waldmann, Daniel
2	116	22.47	5.1624	115.0868	95.91	64 Binder, Thomas
3	118	23.37	5.0492	112.5625	93.80	28 Michel, Walter
4	112	22.44	4.9911	111.2668	92.72	70 Hubli, Pascal
5	116	24.07	4.8193	107.4366	89.53	25 Ximenes, Artur
6	112	23.72	4.7218	105.2625	87.72	31 Steiger, Thomas
7	116	25.06	4.6289	103.1923	85.99	7 Burkhalter, Christine
8	120	27.17	4.4166	98.4605	82.05	43 Fischlin, Adrian
9	110	25.17	4.3703	97.4272	81.19	8 Houghton, Patrick
10	110	25.19	4.3668	97.3498	81.12	18 Minder, Rolf
11	114	26.72	4.2665	95.1128	79.26	32 Hasler, Matthias
12	114	28.11	4.0555	90.4096	75.34	34 Rigoni, Patrick
13	114	28.61	3.9846	88.8296	74.02	65 Pittier, Alain
14	118	29.96	3.9386	87.8033	73.17	23 Gabriel, Erich
15	118	30.33	3.8905	86.7322	72.28	29 Maurer, Remo
16	116	30.55	3.7971	84.6481	70.54	36 Truetsch, Werner
17	112	31.11	3.6001	80.2580	66.88	41 Betschart, Christian
18	120	33.74	3.5566	79.2879	66.07	62 Burch, Markus
19	118	33.30	3.5435	78.9966	65.83	57 Villiger, Fredy
20	100	31.15	3.2103	71.5669	59.64	55 Pitzer, Markus
21	91	30.23	3.0103	67.1079	55.92	63 Polli, Brice
22	116	38.71	2.9966	66.8044	55.67	9 Tschumi, Stefan
23	101	35.63	2.8347	63.1940	52.66	27 Tschumi, Andreas
24	116	44.17	2.6262	58.5465	48.79	24 SerraoCesar, Luisa
25	120	47.10	2.5478	56.7977	47.33	60 Henggeler, Alex
26	36	36.00	1.0000	22.2931	18.58	42 Dittli, Michael



# MODIFIED -- Overall Stage Results

BIC11

Printed April 30, 2011 at 17:33




## Stage 2 -- Stage 2

	<b>PTS</b>	<b>TIME</b>	<b>HIT FACTOR</b>	<b>STAGE POINTS</b>	<b>STAGE PERCENT</b>	<b>COMPETITOR # Name</b>
1	105	17.91	5.8626	120.0000	100.00	4 Meier, Dominic
2	112	23.19	4.8297	98.8564	82.38	39 Jenni, Patrick
3	116	25.15	4.6123	94.4077	78.67	15 Bonaldo, Massimo
4	115	25.26	4.5527	93.1863	77.66	35 Telese, Enzo
5	89	52.26	1.7030	34.8585	29.05	50 Arendt, Benjamin

# REVOLVER (STANDARD) -- Overall Stage Results

BIC11

Printed April 30, 2011 at 17:33



## Stage 2 -- Stage 2

	<b>PTS</b>	<b>TIME</b>	<b>HIT FACTOR</b>	<b>STAGE POINTS</b>	<b>STAGE PERCENT</b>	<b>COMPETITOR # Name</b>
1	114	28.02	4.0685	120.0000	100.00	11 Berger, Ferdinand
2	113	30.98	3.6475	107.5825	89.65	26 Zuercher, Bramwell
3	115	33.85	3.3973	100.2037	83.50	6 Schmocker, Ernst
4	95	30.40	3.1250	92.1711	76.81	10 Burger, Marco
5	115	37.27	3.0856	91.0087	75.84	21 Schmoker, Christian
6	55	25.17	2.1851	64.4502	53.71	17 Derrer, Marco

# OPEN -- Overall Stage Results

BIC11

Printed April 30, 2011 at 17:33



## Stage 3 -- Stage 3

	<b>PTS</b>	<b>TIME</b>	<b>HIT FACTOR</b>	<b>STAGE POINTS</b>	<b>STAGE PERCENT</b>	<b>COMPETITOR # Name</b>
1	80	13.97	5.7266	80.0000	100.00	2 Tschachler, Andreas
2	75	14.47	5.1831	72.4084	90.51	13 Mottet, Andreas
3	75	16.02	4.6816	65.4026	81.75	54 Peruccini, Marco
4	63	13.77	4.5752	63.9150	79.89	3 Pochon, Eric
5	76	16.92	4.4917	62.7494	78.44	56 Beschart, Bruno
6	67	15.04	4.4548	62.2334	77.79	45 Catricala, Thierry
7	59	13.55	4.3542	60.8288	76.04	38 Burch, Hubert
8	73	19.20	3.8021	53.1151	66.39	5 Zanardi, Annamaria
9	63	18.53	3.3999	47.4965	59.37	69 Bruno, Alfonsino
10	76	22.74	3.3421	46.6895	58.36	12 Schett, Robert
11	78	30.60	2.5490	35.6098	44.51	1 Tschachler, Silvia
12	43	17.38	2.4741	34.5633	43.20	19 Dressler, Bernd
13	29	11.75	2.4681	34.4791	43.10	22 Schraner, Remo
14	72	39.59	1.8186	25.4064	31.76	58 Sieber, Heinz
15	60	35.31	1.6992	23.7383	29.67	66 Cavallari, Mario

# STANDARD -- Overall Stage Results

BIC11

Printed April 30, 2011 at 17:33



## Stage 3 -- Stage 3

	<b>PTS</b>	<b>TIME</b>	<b>HIT FACTOR</b>	<b>STAGE POINTS</b>	<b>STAGE PERCENT</b>	<b>COMPETITOR # Name</b>
1	76	20.13	3.7755	80.0000	100.00	44 Gaspar, Americo
2	53	16.11	3.2899	69.7109	87.14	14 Stauffer, Peter
3	68	22.19	3.0644	64.9339	81.17	61 Buerki, Stephan
4	80	26.84	2.9806	63.1579	78.95	20 Dunkake, Christoph
5	55	24.50	2.2449	47.5682	59.46	30 Mayer, Norbert
6	36	24.37	1.4772	31.3016	39.13	51 Barzasi, Franco
7	54	37.17	1.4528	30.7837	38.48	37 Tamborenea, Gerardo
8	22	20.22	1.0880	23.0548	28.82	46 Roosli, Franz
9	21	20.78	1.0106	21.4138	26.77	68 Battista, Cimetti
10	17	33.66	0.5051	10.7018	13.38	67 Biasi, Flavio
11	30	104.95	0.2859	6.0570	7.57	47 Stadelmann, Kurt

# PRODUCTION -- Overall Stage Results

BIC11

Printed April 30, 2011 at 17:33



## Stage 3 -- Stage 3

	<b>PTS</b>	<b>TIME</b>	<b>HIT FACTOR</b>	<b>STAGE POINTS</b>	<b>STAGE PERCENT</b>	<b>COMPETITOR # Name</b>
1	76	14.67	5.1806	80.0000	100.00	70 Hubli, Pascal
2	80	17.47	4.5793	70.7137	88.39	32 Hasler, Matthias
3	70	17.24	4.0603	62.7000	78.37	31 Steiger, Thomas
4	72	18.07	3.9845	61.5291	76.91	18 Minder, Rolf
5	66	17.12	3.8551	59.5315	74.41	25 Ximenes, Artur
6	74	23.50	3.1489	48.6262	60.78	7 Burkhalter, Christine
7	68	21.89	3.1064	47.9700	59.96	65 Pittier, Alain
8	63	20.57	3.0627	47.2947	59.12	49 Waldmann, Daniel
9	66	21.57	3.0598	47.2498	59.06	28 Michel, Walter
10	66	22.83	2.8909	44.6421	55.80	34 Rigoni, Patrick
11	64	22.33	2.8661	44.2586	55.32	23 Gabriel, Erich
12	64	23.88	2.6801	41.3859	51.73	43 Fischlin, Adrian
13	68	25.75	2.6408	40.7792	50.97	41 Betschart, Christian
14	70	26.93	2.5993	40.1392	50.17	62 Burch, Markus
15	65	26.63	2.4409	37.6920	47.11	29 Maurer, Remo
16	42	17.22	2.4390	37.6637	47.08	64 Binder, Thomas
17	72	29.70	2.4242	37.4354	46.79	57 Villiger, Fredy
18	51	22.41	2.2758	35.1427	43.93	55 Pitzer, Markus
19	55	25.33	2.1713	33.5300	41.91	36 Truetsch, Werner
20	57	29.82	1.9115	29.5171	36.90	8 Houghton, Patrick
21	47	31.58	1.4883	22.9822	28.73	9 Tschumi, Stefan
22	40	32.25	1.2403	19.1530	23.94	42 Dittli, Michael
23	30	24.77	1.2111	18.7026	23.38	27 Tschumi, Andreas
24	15	29.48	0.5088	7.8572	9.82	60 Henggeler, Alex
25	14	28.41	0.4928	7.6096	9.51	24 SerraoCesar, Luisa
26	0	27.92	0.0000	0.0000	0.00	63 Polli, Brice

# MODIFIED -- Overall Stage Results

BIC11

Printed April 30, 2011 at 17:33




## Stage 3 -- Stage 3

	<b>PTS</b>	<b>TIME</b>	<b>HIT FACTOR</b>	<b>STAGE POINTS</b>	<b>STAGE PERCENT</b>	<b>COMPETITOR # Name</b>
1	77	19.18	4.0146	80.0000	100.00	15 Bonaldo, Massimo
2	79	20.14	3.9225	78.1656	97.71	50 Arendt, Benjamin
3	67	18.66	3.5906	71.5502	89.44	4 Meier, Dominic
4	72	21.04	3.4221	68.1922	85.24	39 Jenni, Patrick
5	26	31.55	0.8241	16.4218	20.53	35 Telese, Enzo

# REVOLVER (STANDARD) -- Overall Stage Results

BIC11

Printed April 30, 2011 at 17:33



## Stage 3 -- Stage 3

	<b>PTS</b>	<b>TIME</b>	<b>HIT FACTOR</b>	<b>STAGE POINTS</b>	<b>STAGE PERCENT</b>	<b>COMPETITOR # Name</b>
1	57	31.22	1.8258	80.0000	100.00	11 Berger, Ferdinand
2	62	38.52	1.6096	70.5267	88.16	6 Schmocker, Ernst
3	36	23.04	1.5625	68.4649	85.58	26 Zuercher, Bramwell
4	42	29.63	1.4175	62.1106	77.64	17 Derrer, Marco
5	36	39.80	0.9045	39.6340	49.54	21 Schmoker, Christian
6	0	28.89	0.0000	0.0000	0.00	10 Burger, Marco

# OPEN -- Overall Stage Results

BIC11

Printed April 30, 2011 at 17:33



## Stage 4 -- Stage 4

	<b>PTS</b>	<b>TIME</b>	<b>HIT FACTOR</b>	<b>STAGE POINTS</b>	<b>STAGE PERCENT</b>	<b>COMPETITOR # Name</b>
1	58	9.47	6.1246	60.0000	100.00	22 Schraner, Remo
2	54	10.97	4.9225	48.2237	80.37	45 Catricala, Thierry
3	55	11.85	4.6414	45.4692	75.78	56 Beschart, Bruno
4	59	13.17	4.4799	43.8874	73.15	3 Pochon, Eric
5	54	12.25	4.4082	43.1848	71.97	38 Burch, Hubert
6	57	13.74	4.1485	40.6407	67.73	2 Tschachler, Andreas
7	54	13.13	4.1127	40.2905	67.15	5 Zanardi, Annamaria
8	57	14.90	3.8255	37.4767	62.46	66 Cavallari, Mario
9	59	15.59	3.7845	37.0748	61.79	58 Sieber, Heinz
10	59	15.63	3.7748	36.9799	61.63	19 Dressler, Bernd
11	57	15.56	3.6632	35.8871	59.81	54 Peruccini, Marco
12	59	16.99	3.4726	34.0198	56.70	13 Mottet, Andreas
13	55	16.06	3.4247	33.5498	55.92	12 Schett, Robert
14	41	12.05	3.4025	33.3327	55.55	69 Bruno, Alfonsino
15	41	17.47	2.3469	22.9913	38.32	1 Tschachler, Silvia



# STANDARD -- Overall Stage Results

BIC11

Printed April 30, 2011 at 17:33



## Stage 4 -- Stage 4

	<b>PTS</b>	<b>TIME</b>	<b>HIT FACTOR</b>	<b>STAGE POINTS</b>	<b>STAGE PERCENT</b>	<b>COMPETITOR # Name</b>
1	52	11.09	4.6889	60.0000	100.00	14 Stauffer, Peter
2	60	15.17	3.9552	50.6110	84.35	44 Gaspar, Americo
3	54	13.98	3.8627	49.4272	82.38	37 Tamborenea, Gerardo
4	56	15.00	3.7333	47.7723	79.62	46 Roosli, Franz
5	50	14.60	3.4247	43.8224	73.04	30 Mayer, Norbert
6	54	16.84	3.2067	41.0328	68.39	51 Barzasi, Franco
7	56	21.36	2.6217	33.5480	55.91	67 Biasi, Flavio
8	60	23.00	2.6087	33.3813	55.64	20 Dunkake, Christoph
9	58	23.41	2.4776	31.7034	52.84	68 Battista, Cimetti
10	60	26.22	2.2883	29.2818	48.80	61 Buerki, Stephan
11	40	22.65	1.7660	22.5981	37.66	47 Stadelmann, Kurt

# PRODUCTION -- Overall Stage Results

BIC11

Printed April 30, 2011 at 17:33



## Stage 4 -- Stage 4

	<b>PTS</b>	<b>TIME</b>	<b>HIT FACTOR</b>	<b>STAGE POINTS</b>	<b>STAGE PERCENT</b>	<b>COMPETITOR # Name</b>
1	58	11.89	4.8780	60.0000	100.00	28 Michel, Walter
2	56	11.70	4.7863	58.8718	98.12	70 Hubli, Pascal
3	54	11.32	4.7703	58.6749	97.79	64 Binder, Thomas
4	60	14.26	4.2076	51.7532	86.26	31 Steiger, Thomas
5	60	14.77	4.0623	49.9661	83.28	25 Ximenes, Artur
6	54	13.30	4.0602	49.9398	83.23	18 Minder, Rolf
7	56	14.01	3.9971	49.1649	81.94	7 Burkhalter, Christine
8	52	13.96	3.7249	45.8166	76.36	32 Hasler, Matthias
9	54	14.66	3.6835	45.3070	75.51	23 Gabriel, Erich
10	45	12.65	3.5573	43.7549	72.92	43 Fischlin, Adrian
11	52	14.86	3.4993	43.0417	71.74	55 Pitzer, Markus
12	58	17.91	3.2384	39.8325	66.39	36 Truetsch, Werner
13	56	17.98	3.1146	38.3092	63.85	27 Tschumi, Andreas
14	50	16.45	3.0395	37.3860	62.31	63 Polli, Brice
15	58	19.31	3.0036	36.9446	61.57	34 Rigoni, Patrick
16	46	15.62	2.9449	36.2228	60.37	49 Waldmann, Daniel
17	58	20.98	2.7645	34.0038	56.67	62 Burch, Markus
18	52	19.40	2.6804	32.9691	54.95	41 Betschart, Christian
19	60	22.97	2.6121	32.1289	53.55	9 Tschumi, Stefan
20	43	18.84	2.2824	28.0732	46.79	60 Henggeler, Alex
21	44	21.15	2.0804	25.5887	42.65	24 SerraoCesar, Luisa
22	39	21.04	1.8536	22.7994	38.00	42 Dittli, Michael
23	34	18.41	1.8468	22.7159	37.86	29 Maurer, Remo
24	29	16.54	1.7533	21.5659	35.94	65 Pittier, Alain
25	25	17.59	1.4213	17.4815	29.14	8 Houghton, Patrick
26	27	22.69	1.1900	14.6364	24.39	57 Villiger, Fredy

# MODIFIED -- Overall Stage Results

BIC11

Printed April 30, 2011 at 17:33




## Stage 4 -- Stage 4

	<b>PTS</b>	<b>TIME</b>	<b>HIT FACTOR</b>	<b>STAGE POINTS</b>	<b>STAGE PERCENT</b>	<b>COMPETITOR # Name</b>
1	55	10.43	5.2733	60.0000	100.00	50 Arendt, Benjamin
2	43	8.82	4.8753	55.4719	92.45	4 Meier, Dominic
3	57	13.10	4.3511	49.5081	82.51	15 Bonaldo, Massimo
4	59	14.82	3.9811	45.2978	75.50	35 Telese, Enzo
5	31	13.72	2.2595	25.7087	42.85	39 Jenni, Patrick

# REVOLVER (STANDARD) -- Overall Stage Results

BIC11

Printed April 30, 2011 at 17:33



## Stage 4 -- Stage 4

	<b>PTS</b>	<b>TIME</b>	<b>HIT FACTOR</b>	<b>STAGE POINTS</b>	<b>STAGE PERCENT</b>	<b>COMPETITOR # Name</b>
1	57	14.77	3.8592	60.0000	100.00	10 Burger, Marco
2	56	16.49	3.3960	52.7988	88.00	11 Berger, Ferdinand
3	54	16.84	3.2067	49.8550	83.09	26 Zuercher, Bramwell
4	56	20.20	2.7723	43.1016	71.84	6 Schmocker, Ernst
5	52	19.54	2.6612	41.3748	68.96	21 Schmoker, Christian
6	29	12.89	2.2498	34.9786	58.30	17 Derrer, Marco

# OPEN -- Overall Stage Results

BIC11

Printed April 30, 2011 at 17:33



## Stage 5 -- Stage 5

	<b>PTS</b>	<b>TIME</b>	<b>HIT FACTOR</b>	<b>STAGE POINTS</b>	<b>STAGE PERCENT</b>	<b>COMPETITOR # Name</b>
1	143	21.26	6.7262	150.0000	100.00	22 Schraner, Remo
2	143	24.41	5.8583	130.6432	87.10	56 Beschart, Bruno
3	143	24.98	5.7246	127.6621	85.11	3 Pochon, Eric
4	125	24.13	5.1803	115.5237	77.02	38 Burch, Hubert
5	129	26.40	4.8864	108.9693	72.65	12 Schett, Robert
6	146	30.33	4.8137	107.3492	71.57	2 Tschachler, Andreas
7	132	27.87	4.7363	105.6223	70.41	45 Catricala, Thierry
8	114	24.88	4.5820	102.1817	68.12	69 Bruno, Alfonsino
9	144	31.47	4.5758	102.0432	68.03	54 Peruccini, Marco
10	133	29.58	4.4963	100.2702	66.85	5 Zanardi, Annamaria
11	130	30.47	4.2665	95.1457	63.43	66 Cavallari, Mario
12	109	26.33	4.1398	92.3196	61.55	13 Mottet, Andreas
13	129	37.45	3.4446	76.8168	51.21	19 Dressler, Bernd
14	143	42.24	3.3854	75.4972	50.33	1 Tschachler, Silvia
15	116	37.36	3.1049	69.2420	46.16	58 Sieber, Heinz

# STANDARD -- Overall Stage Results

BIC11

Printed April 30, 2011 at 17:33



## Stage 5 -- Stage 5

	<b>PTS</b>	<b>TIME</b>	<b>HIT FACTOR</b>	<b>STAGE POINTS</b>	<b>STAGE PERCENT</b>	<b>COMPETITOR # Name</b>
1	142	28.36	5.0071	150.0000	100.00	37 Tamborenea, Gerardo
2	107	24.44	4.3781	131.1571	87.44	14 Stauffer, Peter
3	148	33.96	4.3581	130.5579	87.04	46 Roosli, Franz
4	146	36.34	4.0176	120.3586	80.24	20 Dunkake, Christoph
5	131	33.07	3.9613	118.6714	79.11	51 Barzasi, Franco
6	106	29.28	3.6202	108.4536	72.30	30 Mayer, Norbert
7	134	38.59	3.4724	104.0253	69.35	61 Buerki, Stephan
8	125	37.48	3.3351	99.9124	66.61	68 Battista, Cimetti
9	142	50.01	2.8394	85.0630	56.71	44 Gaspar, Americo
10	101	60.09	1.6808	50.3533	33.57	47 Stadelmann, Kurt
11	58	37.86	1.5320	45.8941	30.60	67 Biasi, Flavio

# PRODUCTION -- Overall Stage Results

BIC11

Printed April 30, 2011 at 17:33



## Stage 5 -- Stage 5

	<b>PTS</b>	<b>TIME</b>	<b>HIT FACTOR</b>	<b>STAGE POINTS</b>	<b>STAGE PERCENT</b>	<b>COMPETITOR # Name</b>
1	140	26.85	5.2142	150.0000	100.00	25 Ximenes, Artur
2	136	27.47	4.9509	142.4255	94.95	70 Hubli, Pascal
3	142	30.93	4.5910	132.0736	88.05	18 Minder, Rolf
4	117	26.31	4.4470	127.9300	85.29	64 Binder, Thomas
5	130	29.31	4.4353	127.5954	85.06	28 Michel, Walter
6	146	34.33	4.2528	122.3451	81.56	31 Steiger, Thomas
7	136	32.90	4.1337	118.9188	79.28	32 Hasler, Matthias
8	127	32.15	3.9502	113.6397	75.76	23 Gabriel, Erich
9	117	29.71	3.9381	113.2898	75.53	49 Waldmann, Daniel
10	138	39.06	3.5330	101.6376	67.76	43 Fischlin, Adrian
11	131	38.99	3.3598	96.6553	64.44	36 Truetsch, Werner
12	140	42.48	3.2957	94.8093	63.21	29 Maurer, Remo
13	140	42.67	3.2810	94.3872	62.92	62 Burch, Markus
14	110	33.68	3.2660	93.9568	62.64	55 Pitzer, Markus
15	132	41.41	3.1876	91.7015	61.13	34 Rigoni, Patrick
16	119	38.44	3.0957	89.0576	59.37	8 Houghton, Patrick
17	127	41.06	3.0930	88.9800	59.32	27 Tschumi, Andreas
18	98	32.44	3.0210	86.9066	57.94	63 Polli, Brice
19	124	41.48	2.9894	85.9984	57.33	60 Henggeler, Alex
20	129	45.09	2.8609	82.3032	54.87	57 Villiger, Fredy
21	76	28.51	2.6657	76.6874	51.12	7 Burkhalter, Christine
22	81	39.32	2.0600	59.2624	39.51	65 Pittier, Alain
23	74	40.35	1.8340	52.7589	35.17	9 Tschumi, Stefan
24	86	51.17	1.6807	48.3493	32.23	42 Dittli, Michael
25	53	47.82	1.1083	31.8841	21.26	24 SerraoCesar, Luisa
26	51	46.31	1.1013	31.6813	21.12	41 Betschart, Christian

# MODIFIED -- Overall Stage Results

BIC11

Printed April 30, 2011 at 17:33



## Stage 5 -- Stage 5


	<b>PTS</b>	<b>TIME</b>	<b>HIT FACTOR</b>	<b>STAGE POINTS</b>	<b>STAGE PERCENT</b>	<b>COMPETITOR # Name</b>
1	147	24.43	6.0172	150.0000	100.00	50 Arendt, Benjamin
2	141	25.08	5.6220	140.1487	93.43	4 Meier, Dominic
3	141	29.20	4.8288	120.3743	80.25	35 Telese, Enzo
4	112	27.19	4.1192	102.6848	68.46	39 Jenni, Patrick
5	131	35.49	3.6912	92.0159	61.34	15 Bonaldo, Massimo



# REVOLVER (STANDARD) -- Overall Stage Results

BIC11

Printed April 30, 2011 at 17:33



## Stage 5 -- Stage 5

	<b>PTS</b>	<b>TIME</b>	<b>HIT FACTOR</b>	<b>STAGE POINTS</b>	<b>STAGE PERCENT</b>	<b>COMPETITOR # Name</b>
1	141	31.07	4.5381	150.0000	100.00	17 Derrer, Marco
2	146	36.67	3.9815	131.5998	87.73	26 Zuercher, Bramwell
3	147	38.62	3.8063	125.8110	83.87	10 Burger, Marco
4	143	40.56	3.5256	116.5337	77.69	6 Schmocker, Ernst
5	149	46.04	3.2363	106.9706	71.31	21 Schmoker, Christian
6	102	33.07	3.0844	101.9482	67.97	11 Berger, Ferdinand

# OPEN -- Overall Stage Results

BIC11

Printed April 30, 2011 at 17:33



## Stage 6 -- Stage 6

	<b>PTS</b>	<b>TIME</b>	<b>HIT FACTOR</b>	<b>STAGE POINTS</b>	<b>STAGE PERCENT</b>	<b>COMPETITOR # Name</b>
1	47	4.85	9.6907	50.0000	100.00	22 Schraner, Remo
2	47	4.95	9.4949	48.9899	97.98	3 Pochon, Eric
3	46	5.11	9.0020	46.4463	92.89	38 Burch, Hubert
4	49	5.76	8.5069	43.8922	87.78	66 Cavallari, Mario
5	47	5.55	8.4685	43.6937	87.39	54 Peruccini, Marco
6	46	5.45	8.4404	43.5487	87.10	69 Bruno, Alfonsino
7	48	6.22	7.7170	39.8167	79.63	56 Beschart, Bruno
8	48	6.29	7.6312	39.3735	78.75	12 Schett, Robert
9	45	5.97	7.5377	38.8913	77.78	19 Dressler, Bernd
10	44	6.13	7.1778	37.0345	74.07	2 Tschachler, Andreas
11	39	5.47	7.1298	36.7867	73.57	13 Mottet, Andreas
12	49	7.23	6.7773	34.9681	69.94	45 Catricala, Thierry
13	43	6.51	6.6052	34.0801	68.16	5 Zanardi, Annamaria
14	48	7.70	6.2338	32.1636	64.33	1 Tschachler, Silvia
15	48	23.14	2.0743	10.7027	21.41	58 Sieber, Heinz

# STANDARD -- Overall Stage Results

BIC11

Printed April 30, 2011 at 17:33



## Stage 6 -- Stage 6

	<b>PTS</b>	<b>TIME</b>	<b>HIT FACTOR</b>	<b>STAGE POINTS</b>	<b>STAGE PERCENT</b>	<b>COMPETITOR # Name</b>
1	44	5.85	7.5214	50.0000	100.00	14 Stauffer, Peter
2	46	6.62	6.9486	46.1927	92.39	44 Gaspar, Americo
3	46	7.16	6.4246	42.7089	85.42	51 Barzasi, Franco
4	47	7.48	6.2834	41.7705	83.54	46 Roosli, Franz
5	48	8.01	5.9925	39.8366	79.67	20 Dunkake, Christoph
6	40	6.68	5.9880	39.8067	79.61	30 Mayer, Norbert
7	44	8.46	5.2009	34.5745	69.15	67 Biasi, Flavio
8	42	9.11	4.6103	30.6481	61.30	68 Battista, Cimetti
9	33	9.68	3.4091	22.6627	45.33	37 Tamborenea, Gerardo
10	23	8.59	2.6775	17.7995	35.60	61 Buerki, Stephan
11	0	9.31	0.0000	0.0000	0.00	47 Stadelmann, Kurt

# PRODUCTION -- Overall Stage Results

BIC11

Printed April 30, 2011 at 17:33



## Stage 6 -- Stage 6

	<b>PTS</b>	<b>TIME</b>	<b>HIT FACTOR</b>	<b>STAGE POINTS</b>	<b>STAGE PERCENT</b>	<b>COMPETITOR # Name</b>
1	48	6.06	7.9208	50.0000	100.00	64 Binder, Thomas
2	46	6.07	7.5783	47.8377	95.68	70 Hubli, Pascal
3	44	6.21	7.0853	44.7262	89.45	43 Fischlin, Adrian
4	48	6.87	6.9869	44.1048	88.21	18 Minder, Rolf
5	44	6.32	6.9620	43.9478	87.90	32 Hasler, Matthias
6	48	7.29	6.5844	41.5638	83.13	25 Ximenes, Artur
7	48	7.66	6.2663	39.5561	79.11	28 Michel, Walter
8	46	7.38	6.2331	39.3462	78.69	63 Polli, Brice
9	48	7.79	6.1617	38.8960	77.79	36 Truetsch, Werner
10	50	8.27	6.0459	38.1651	76.33	7 Burkhalter, Christine
11	42	7.30	5.7534	36.3185	72.64	31 Steiger, Thomas
12	48	8.61	5.5749	35.1916	70.38	34 Rigoni, Patrick
13	44	9.02	4.8780	30.7927	61.59	23 Gabriel, Erich
14	42	8.85	4.7458	29.9576	59.92	29 Maurer, Remo
15	42	9.05	4.6409	29.2956	58.59	8 Houghton, Patrick
16	46	10.38	4.4316	27.9745	55.95	62 Burch, Markus
17	44	10.75	4.0930	25.8372	51.67	24 SerraoCesar, Luisa
18	33	8.46	3.9007	24.6232	49.25	65 Pittier, Alain
19	46	12.45	3.6948	23.3233	46.65	9 Tschumi, Stefan
20	40	10.87	3.6799	23.2291	46.46	57 Villiger, Fredy
21	23	6.95	3.3094	20.8903	41.78	41 Betschart, Christian
22	48	15.44	3.1088	19.6244	39.25	60 Henggeler, Alex
23	23	7.52	3.0585	19.3068	38.61	55 Pitzer, Markus
24	32	14.28	2.2409	14.1457	28.29	27 Tschumi, Andreas
25	22	12.66	1.7378	10.9696	21.94	42 Dittli, Michael
26	28	18.60	1.5054	9.5027	19.01	49 Waldmann, Daniel

# MODIFIED -- Overall Stage Results

BIC11

Printed April 30, 2011 at 17:33



## Stage 6 -- Stage 6

	<b>PTS</b>	<b>TIME</b>	<b>HIT FACTOR</b>	<b>STAGE POINTS</b>	<b>STAGE PERCENT</b>	<b>COMPETITOR # Name</b>
1	49	4.69	10.4478	50.0000	100.00	4 Meier, Dominic
2	47	5.19	9.0559	43.3388	86.68	50 Arendt, Benjamin
3	44	5.63	7.8153	37.4017	74.80	15 Bonaldo, Massimo
4	46	6.34	7.2555	34.7228	69.45	39 Jenni, Patrick
5	48	6.64	7.2289	34.5955	69.19	35 Telese, Enzo

# REVOLVER (STANDARD) -- Overall Stage Results

BIC11

Printed April 30, 2011 at 17:33



## Stage 6 -- Stage 6

	<b>PTS</b>	<b>TIME</b>	<b>HIT FACTOR</b>	<b>STAGE POINTS</b>	<b>STAGE PERCENT</b>	<b>COMPETITOR # Name</b>
1	46	8.13	5.6581	50.0000	100.00	17 Derrer, Marco
2	48	8.95	5.3631	47.3937	94.79	26 Zuercher, Bramwell
3	47	9.56	4.9163	43.4453	86.89	11 Berger, Ferdinand
4	48	10.05	4.7761	42.2064	84.41	10 Burger, Marco
5	48	11.34	4.2328	37.4051	74.81	6 Schmocker, Ernst
6	46	13.48	3.4125	30.1558	60.31	21 Schmoker, Christian

# OPEN -- Overall Stage Results

BIC11

Printed April 30, 2011 at 17:33



## Stage 7 -- Stage 7

	<b>PTS</b>	<b>TIME</b>	<b>HIT FACTOR</b>	<b>STAGE POINTS</b>	<b>STAGE PERCENT</b>	<b>COMPETITOR # Name</b>
1	77	9.01	8.5461	80.0000	100.00	38 Burch, Hubert
2	67	8.55	7.8363	73.3555	91.69	22 Schraner, Remo
3	73	9.39	7.7742	72.7749	90.97	3 Pochon, Eric
4	69	9.13	7.5575	70.7461	88.43	45 Catricala, Thierry
5	70	9.77	7.1648	67.0699	83.84	12 Schett, Robert
6	72	10.96	6.5693	61.4959	76.87	56 Beschart, Bruno
7	75	11.88	6.3131	59.0975	73.87	66 Cavallari, Mario
8	78	12.93	6.0325	56.4703	70.59	5 Zanardi, Annamaria
9	76	13.55	5.6089	52.5047	65.63	54 Peruccini, Marco
10	49	8.91	5.4994	51.4805	64.35	69 Bruno, Alfonsino
11	77	14.80	5.2027	48.7027	60.88	1 Tschachler, Silvia
12	59	11.99	4.9208	46.0635	57.58	19 Dressler, Bernd
13	77	16.66	4.6218	43.2653	54.08	58 Sieber, Heinz
14	48	12.40	3.8710	36.2363	45.30	2 Tschachler, Andreas
15	22	9.51	2.3134	21.6554	27.07	13 Mottet, Andreas

# STANDARD -- Overall Stage Results

BIC11

Printed April 30, 2011 at 17:33



## Stage 7 -- Stage 7

	<b>PTS</b>	<b>TIME</b>	<b>HIT FACTOR</b>	<b>STAGE POINTS</b>	<b>STAGE PERCENT</b>	<b>COMPETITOR # Name</b>
1	70	9.52	7.3529	80.0000	100.00	14 Stauffer, Peter
2	77	12.81	6.0109	65.3989	81.75	46 Roosli, Franz
3	70	12.86	5.4432	59.2224	74.03	51 Barzasi, Franco
4	65	12.55	5.1793	56.3506	70.44	37 Tamborenea, Gerardo
5	64	12.72	5.0314	54.7421	68.43	44 Gaspar, Americo
6	68	14.26	4.7686	51.8822	64.85	61 Buerki, Stephan
7	64	15.74	4.0661	44.2389	55.30	67 Biasi, Flavio
8	53	13.92	3.8075	41.4253	51.78	30 Mayer, Norbert
9	66	17.81	3.7058	40.3189	50.40	68 Battista, Cimetti
10	49	15.01	3.2645	35.5177	44.40	20 Dunkake, Christoph
11	28	18.29	1.5309	16.6561	20.82	47 Stadelmann, Kurt



# PRODUCTION -- Overall Stage Results

BIC11

Printed April 30, 2011 at 17:33



## Stage 7 -- Stage 7

	<b>PTS</b>	<b>TIME</b>	<b>HIT FACTOR</b>	<b>STAGE POINTS</b>	<b>STAGE PERCENT</b>	<b>COMPETITOR # Name</b>
1	78	11.94	6.5327	80.0000	100.00	70 Hubli, Pascal
2	78	12.83	6.0795	74.4505	93.06	64 Binder, Thomas
3	68	12.20	5.5738	68.2572	85.32	28 Michel, Walter
4	76	13.87	5.4795	67.1022	83.88	43 Fischlin, Adrian
5	80	14.72	5.4348	66.5552	83.19	7 Burkhalter, Christine
6	76	14.23	5.3408	65.4046	81.76	18 Minder, Rolf
7	76	14.38	5.2851	64.7224	80.90	32 Hasler, Matthias
8	68	13.04	5.2147	63.8603	79.83	49 Waldmann, Daniel
9	70	13.93	5.0251	61.5385	76.92	31 Steiger, Thomas
10	76	15.40	4.9351	60.4356	75.54	23 Gabriel, Erich
11	55	11.43	4.8119	58.9272	73.66	25 Ximenes, Artur
12	70	14.60	4.7945	58.7144	73.39	36 Truetsch, Werner
13	76	17.66	4.3035	52.7015	65.88	65 Pittier, Alain
14	72	17.64	4.0816	49.9843	62.48	8 Houghton, Patrick
15	66	16.28	4.0541	49.6466	62.06	34 Rigoni, Patrick
16	62	16.33	3.7967	46.4949	58.12	41 Betschart, Christian
17	70	18.61	3.7614	46.0629	57.58	27 Tschumi, Andreas
18	68	18.18	3.7404	45.8052	57.26	62 Burch, Markus
19	57	15.36	3.7109	45.4447	56.81	29 Maurer, Remo
20	70	21.76	3.2169	39.3948	49.24	9 Tschumi, Stefan
21	47	14.68	3.2016	39.2077	49.01	55 Pitzer, Markus
22	74	24.71	2.9947	36.6740	45.84	60 Henggeler, Alex
23	57	19.39	2.9397	35.9995	45.00	57 Villiger, Fredy
24	47	18.36	2.5599	31.3491	39.19	24 SerraoCesar, Luisa
25	35	16.43	2.1302	26.0874	32.61	63 Polli, Brice
26	39	23.38	1.6681	20.4277	25.53	42 Dittli, Michael

# MODIFIED -- Overall Stage Results

BIC11

Printed April 30, 2011 at 17:33




## Stage 7 -- Stage 7

	<b>PTS</b>	<b>TIME</b>	<b>HIT FACTOR</b>	<b>STAGE POINTS</b>	<b>STAGE PERCENT</b>	<b>COMPETITOR # Name</b>
1	73	8.19	8.9133	80.0000	100.00	4 Meier, Dominic
2	74	9.01	8.2131	73.7154	92.14	50 Arendt, Benjamin
3	77	10.67	7.2165	64.7705	80.96	35 Telese, Enzo
4	74	11.32	6.5371	58.6727	73.34	15 Bonaldo, Massimo
5	64	12.22	5.2373	47.0067	58.76	39 Jenni, Patrick

# REVOLVER (STANDARD) -- Overall Stage Results

BIC11

Printed April 30, 2011 at 17:33



## Stage 7 -- Stage 7

	<b>PTS</b>	<b>TIME</b>	<b>HIT FACTOR</b>	<b>STAGE POINTS</b>	<b>STAGE PERCENT</b>	<b>COMPETITOR # Name</b>
1	73	17.76	4.1104	80.0000	100.00	26 Zuercher, Bramwell
2	74	21.48	3.4451	67.0514	83.81	10 Burger, Marco
3	67	22.53	2.9738	57.8794	72.35	6 Schmocker, Ernst
4	45	15.92	2.8266	55.0148	68.77	11 Berger, Ferdinand
5	74	26.55	2.7872	54.2472	67.81	21 Schmoker, Christian
6	35	15.20	2.3026	44.8162	56.02	17 Derrer, Marco

# OPEN -- Overall Stage Results

BIC11

Printed April 30, 2011 at 17:33



## Stage 8 -- Stage 8

	<b>PTS</b>	<b>TIME</b>	<b>HIT FACTOR</b>	<b>STAGE POINTS</b>	<b>STAGE PERCENT</b>	<b>COMPETITOR # Name</b>
1	90	14.66	6.1392	100.0000	100.00	22 Schraner, Remo
2	91	16.35	5.5657	90.6599	90.66	38 Burch, Hubert
3	92	18.05	5.0970	83.0237	83.02	2 Tschachler, Andreas
4	84	16.74	5.0179	81.7364	81.74	13 Mottet, Andreas
5	83	16.90	4.9112	79.9987	80.00	56 Beschart, Bruno
6	87	18.93	4.5959	74.8618	74.86	66 Cavallari, Mario
7	88	19.37	4.5431	74.0022	74.00	5 Zanardi, Annamaria
8	96	21.31	4.5049	73.3803	73.38	19 Dressler, Bernd
9	91	20.59	4.4196	71.9907	71.99	3 Pochon, Eric
10	68	15.92	4.2714	69.5757	69.58	45 Catricala, Thierry
11	80	19.03	4.2039	68.4767	68.48	54 Peruccini, Marco
12	91	22.94	3.9669	64.6159	64.62	12 Schett, Robert
13	94	26.29	3.5755	58.2410	58.24	58 Sieber, Heinz
14	90	25.70	3.5019	57.0428	57.04	1 Tschachler, Silvia
15	35	15.88	2.2040	35.9012	35.90	69 Bruno, Alfonsino

# STANDARD -- Overall Stage Results

BIC11

Printed April 30, 2011 at 17:33



## Stage 8 -- Stage 8

	<b>PTS</b>	<b>TIME</b>	<b>HIT FACTOR</b>	<b>STAGE POINTS</b>	<b>STAGE PERCENT</b>	<b>COMPETITOR # Name</b>
1	87	19.83	4.3873	100.0000	100.00	37 Tamborenea, Gerardo
2	93	22.75	4.0879	93.1762	93.18	14 Stauffer, Peter
3	78	22.06	3.5358	80.5921	80.59	30 Mayer, Norbert
4	84	23.99	3.5015	79.8091	79.81	46 Roosli, Franz
5	74	23.88	3.0988	70.6319	70.63	20 Dunkake, Christoph
6	74	24.95	2.9659	67.6028	67.60	44 Gaspar, Americo
7	70	25.58	2.7365	62.3736	62.37	61 Buerki, Stephan
8	59	22.29	2.6469	60.3317	60.33	51 Barzasi, Franco
9	76	29.65	2.5632	58.4241	58.42	67 Biasi, Flavio
10	68	29.87	2.2765	51.8892	51.89	68 Battista, Cimetti
11	36	34.74	1.0363	23.6198	23.62	47 Stadelmann, Kurt

# PRODUCTION -- Overall Stage Results

BIC11

Printed April 30, 2011 at 17:33



## Stage 8 -- Stage 8

	<b>PTS</b>	<b>TIME</b>	<b>HIT FACTOR</b>	<b>STAGE POINTS</b>	<b>STAGE PERCENT</b>	<b>COMPETITOR # Name</b>
1	96	21.48	4.4693	100.0000	100.00	31 Steiger, Thomas
2	90	20.74	4.3394	97.0950	97.09	64 Binder, Thomas
3	90	20.83	4.3207	96.6755	96.68	25 Ximenes, Artur
4	86	20.10	4.2786	95.7338	95.73	43 Fischlin, Adrian
5	94	22.41	4.1946	93.8532	93.85	32 Hasler, Matthias
6	94	23.83	3.9446	88.2606	88.26	7 Burkhalter, Christine
7	88	23.49	3.7463	83.8229	83.82	28 Michel, Walter
8	88	24.16	3.6424	81.4984	81.50	18 Minder, Rolf
9	71	19.51	3.6392	81.4262	81.43	70 Hubli, Pascal
10	82	24.86	3.2985	73.8033	73.80	34 Rigoni, Patrick
11	76	24.47	3.1058	69.4933	69.49	49 Waldmann, Daniel
12	78	25.12	3.1051	69.4765	69.48	29 Maurer, Remo
13	86	28.35	3.0335	67.8748	67.87	36 Truetsch, Werner
14	90	31.77	2.8329	63.3853	63.39	62 Burch, Markus
15	71	25.37	2.7986	62.6182	62.62	23 Gabriel, Erich
16	82	29.61	2.7693	61.9639	61.96	27 Tschumi, Andreas
17	72	28.57	2.5201	56.3878	56.39	57 Villiger, Fredy
18	62	26.74	2.3186	51.8792	51.88	65 Pittier, Alain
19	63	27.53	2.2884	51.2032	51.20	8 Houghton, Patrick
20	44	23.96	1.8364	41.0893	41.09	55 Pitzer, Markus
21	51	31.94	1.5967	35.7271	35.73	9 Tschumi, Stefan
22	57	36.35	1.5681	35.0860	35.09	60 Henggeler, Alex
23	40	27.12	1.4749	33.0015	33.00	41 Betschart, Christian
24	41	30.57	1.3412	30.0090	30.01	24 SerraoCesar, Luisa
25	44	36.50	1.2055	26.9726	26.97	42 Dittli, Michael
26	12	19.78	0.6067	13.5743	13.57	63 Polli, Brice

# MODIFIED -- Overall Stage Results

BIC11

Printed April 30, 2011 at 17:33




## Stage 8 -- Stage 8

	<b>PTS</b>	<b>TIME</b>	<b>HIT FACTOR</b>	<b>STAGE POINTS</b>	<b>STAGE PERCENT</b>	<b>COMPETITOR # Name</b>
1	82	16.79	4.8839	100.0000	100.00	50 Arendt, Benjamin
2	65	16.77	3.8760	79.3628	79.36	4 Meier, Dominic
3	84	24.57	3.4188	70.0021	70.00	39 Jenni, Patrick
4	80	24.21	3.3044	67.6600	67.66	35 Telese, Enzo
5	77	26.50	2.9057	59.4952	59.50	15 Bonaldo, Massimo

# REVOLVER (STANDARD) -- Overall Stage Results

BIC11

Printed April 30, 2011 at 17:33



## Stage 8 -- Stage 8

	<b>PTS</b>	<b>TIME</b>	<b>HIT FACTOR</b>	<b>STAGE POINTS</b>	<b>STAGE PERCENT</b>	<b>COMPETITOR # Name</b>
1	84	21.33	3.9381	100.0000	100.00	17 Derrer, Marco
2	89	24.67	3.6076	91.6078	91.61	26 Zuercher, Bramwell
3	80	31.38	2.5494	64.7364	64.74	6 Schmocker, Ernst
4	85	35.30	2.4079	61.1443	61.14	21 Schmoker, Christian
5	54	27.34	1.9751	50.1541	50.15	10 Burger, Marco
6	46	24.52	1.8760	47.6375	47.64	11 Berger, Ferdinand



# OPEN -- Overall Stage Results

BIC11

Printed April 30, 2011 at 17:33



## Stage 9 -- Stage 9

	<b>PTS</b>	<b>TIME</b>	<b>HIT FACTOR</b>	<b>STAGE POINTS</b>	<b>STAGE PERCENT</b>	<b>COMPETITOR # Name</b>
1	70	19.13	3.6592	70.0000	100.00	22 Schraner, Remo
2	70	21.39	3.2726	62.6040	89.43	56 Beschart, Bruno
3	70	21.66	3.2318	61.8236	88.32	66 Cavallari, Mario
4	70	22.20	3.1532	60.3198	86.17	45 Catricala, Thierry
5	70	23.37	2.9953	57.3000	81.86	3 Pochon, Eric
6	70	23.81	2.9399	56.2411	80.34	2 Tschachler, Andreas
7	70	24.89	2.8124	53.8007	76.86	54 Peruccini, Marco
8	70	28.98	2.4155	46.2077	66.01	12 Schett, Robert
9	70	29.38	2.3826	45.5786	65.11	69 Bruno, Alfonsino
10	70	31.76	2.2040	42.1631	60.23	13 Mottet, Andreas
11	45	22.25	2.0225	38.6899	55.27	38 Burch, Hubert
12	70	35.38	1.9785	37.8491	54.07	5 Zanardi, Annamaria
13	70	38.61	1.8130	34.6827	49.55	1 Tschachler, Silvia
14	55	30.39	1.8098	34.6216	49.46	19 Dressler, Bernd
15	70	41.24	1.6974	32.4709	46.39	58 Sieber, Heinz

# STANDARD -- Overall Stage Results

BIC11

Printed April 30, 2011 at 17:33



## Stage 9 -- Stage 9

	<b>PTS</b>	<b>TIME</b>	<b>HIT FACTOR</b>	<b>STAGE POINTS</b>	<b>STAGE PERCENT</b>	<b>COMPETITOR # Name</b>
1	70	29.60	2.3649	70.0000	100.00	61 Buerki, Stephan
2	70	31.81	2.2006	65.1367	93.05	14 Stauffer, Peter
3	70	32.23	2.1719	64.2879	91.84	30 Mayer, Norbert
4	70	36.53	1.9162	56.7205	81.03	46 Roosli, Franz
5	70	44.14	1.5859	46.9415	67.06	68 Battista, Cimetti
6	70	44.51	1.5727	46.5513	66.50	44 Gaspar, Americo
7	70	46.86	1.4938	44.2168	63.17	51 Barzasi, Franco
8	70	47.06	1.4875	44.0289	62.90	67 Biasi, Flavio
9	30	21.46	1.3979	41.3793	59.11	37 Tamborenea, Gerardo
10	55	44.44	1.2376	36.6337	52.33	20 Dunkake, Christoph
11	55	69.47	0.7917	23.4346	33.48	47 Stadelmann, Kurt

# PRODUCTION -- Overall Stage Results

BIC11

Printed April 30, 2011 at 17:33



## Stage 9 -- Stage 9

	<b>PTS</b>	<b>TIME</b>	<b>HIT FACTOR</b>	<b>STAGE POINTS</b>	<b>STAGE PERCENT</b>	<b>COMPETITOR # Name</b>
1	70	22.03	3.1775	70.0000	100.00	64 Binder, Thomas
2	70	25.24	2.7734	61.0975	87.28	18 Minder, Rolf
3	70	25.69	2.7248	60.0272	85.75	70 Hubli, Pascal
4	70	26.95	2.5974	57.2208	81.74	7 Burkhalter, Christine
5	70	27.50	2.5455	56.0764	80.11	28 Michel, Walter
6	70	29.38	2.3826	52.4881	74.98	25 Ximenes, Artur
7	70	31.37	2.2314	49.1584	70.23	32 Hasler, Matthias
8	70	31.74	2.2054	48.5854	69.41	49 Waldmann, Daniel
9	70	32.69	2.1413	47.1734	67.39	31 Steiger, Thomas
10	70	32.77	2.1361	47.0583	67.23	34 Rigoni, Patrick
11	70	33.03	2.1193	46.6879	66.70	29 Maurer, Remo
12	70	36.29	1.9289	42.4938	60.71	23 Gabriel, Erich
13	70	36.49	1.9183	42.2609	60.37	65 Pittier, Alain
14	70	40.44	1.7310	38.1330	54.48	36 Truetsch, Werner
15	70	41.15	1.7011	37.4751	53.54	27 Tschumi, Andreas
16	70	41.77	1.6758	36.9188	52.74	41 Betschart, Christian
17	70	42.57	1.6444	36.2250	51.75	9 Tschumi, Stefan
18	55	35.28	1.5590	34.3438	49.06	63 Polli, Brice
19	70	46.99	1.4897	32.8176	46.88	55 Pitzer, Markus
20	70	51.21	1.3669	30.1133	43.02	8 Houghton, Patrick
21	70	51.55	1.3579	29.9146	42.74	60 Henggeler, Alex
22	70	55.37	1.2642	27.8508	39.79	62 Burch, Markus
23	70	59.16	1.1832	26.0666	37.24	57 Villiger, Fredy
24	55	46.97	1.1710	25.7963	36.85	42 Dittli, Michael
25	0	19.43	0.0000	0.0000	0.00	43 Fischlin, Adrian
26	0	79.13	0.0000	0.0000	0.00	24 SerraoCesar, Luisa

# MODIFIED -- Overall Stage Results

BIC11

Printed April 30, 2011 at 17:33




## Stage 9 -- Stage 9

	<b>PTS</b>	<b>TIME</b>	<b>HIT FACTOR</b>	<b>STAGE POINTS</b>	<b>STAGE PERCENT</b>	<b>COMPETITOR # Name</b>
1	70	17.83	3.9260	70.0000	100.00	4 Meier, Dominic
2	70	22.94	3.0514	54.4072	77.72	15 Bonaldo, Massimo
3	70	23.57	2.9699	52.9529	75.65	35 Telese, Enzo
4	55	23.26	2.3646	42.1604	60.23	50 Arendt, Benjamin
5	70	30.23	2.3156	41.2868	58.98	39 Jenni, Patrick

# REVOLVER (STANDARD) -- Overall Stage Results

BIC11

Printed April 30, 2011 at 17:33



## Stage 9 -- Stage 9

	<b>PTS</b>	<b>TIME</b>	<b>HIT FACTOR</b>	<b>STAGE POINTS</b>	<b>STAGE PERCENT</b>	<b>COMPETITOR # Name</b>
1	70	45.21	1.5483	70.0000	100.00	21 Schmoker, Christian
2	55	38.83	1.4164	64.0368	91.48	17 Derrer, Marco
3	70	49.76	1.4068	63.5993	90.86	11 Berger, Ferdinand
4	70	54.21	1.2913	58.3785	83.40	10 Burger, Marco
5	70	71.89	0.9737	44.0214	62.89	6 Schmocker, Ernst
6	35	36.18	0.9674	43.7355	62.48	26 Zuercher, Bramwell